


DRB

**MIXED FLOW HIGH-EFFICIENCY
WATERJET WITH INBOARD HYDRAULICS**



MAX KW
MAX BHP
1,000 kW–9,000 kW
1,341 BHP–12,069 BHP

MATERIALS
Body Duplex Stainless Steel
Pump Unit Duplex Stainless Steel
Intake Metal or Composite

FOR VESSELS
26–200m



MJP
MARINE JET POWER

www.marinejetpower.com

GET IN GET OUT

Operating in debris filled water and hitting sand and stones, a typical Tuesday morning. We think that's the point. Our duplex stainless steel pumps eat rocks and sand for breakfast. So you can run aground and shrug off the rock you just turned into a paperweight to keep your focus on dropping off your payload and getting back to sea.


Our Double Reversing Bucket line (DRB) offers an inboard hydraulic design and high performance pump technology to provide you with additional maneuverability and increased reversing speeds to get you in and out before they even realized you were there. Superior performance. Unmatched service life. All in a day's work.

IC20M BY DOCKSTAVARVET
Based on Docksta's well-proven experience in fast police and patrol craft, the IC20M is a 20m vessel featuring dual MJP 450 DRB waterjets. Capable of a top speed of 45 knots, this vessel is powered by 1600hp MTU engines.

SPECIFICATIONS

FOR VESSELS 26M-200M

- Large Commercial Crafts
- Governmental Applications
- Passenger Ferries
- Yachts



MODEL	STEERABLE	BOOSTER	INTAKE	KW	A	B	C	D*	E*	F*
400 DRB	590 kg	300 kg	268 L	1250 kW	1159	1108	623	400	1875	2500
450 DRB	740 kg	350 kg	381 L	1500 kW	1019	1325	629	450	2125	2800
500 DRB	850 kg	460 kg	523 L	2000 kW	1436	1303	775	500	2375	3100
550 DRB	1200 kg	650 kg	696 L	2500 kW	1638	1520	870	550	2625	3400
650 DRB	1820 kg	1050 kg	1149 L	3000 kW	1560	1375	970	650	3000	4100
750 DRB	2730 kg	1450 kg	1764 L	4000 kW	1857	1600	1050	750	3250	4700
850 DRB	4350 kg	2200 kg	2754 L	6000 kW	2286	1895	1220	850	4000	5300

*Approximate dimensions, custom based on installation.
Specifications are in millimeters (mm)


AB 100
Superyacht Spectre is a 100-ft yacht built by AB Yachts in Italy featuring triple 500 DRB waterjets, reaching a top speed of 52 knots.



DRB

MIXED-FLOW HIGH-EFFICIENCY PUMP DESIGN
Excellent maneuverability
Superb acceleration
High top speed

INBOARD HYDRAULICS
Hydraulics are mounted inside of the hull
Ideal for small installation spaces
Highly customizable
Built-in thrust bearing floating drive shaft



DOUBLE REVERSING BUCKET
The DRB features a split duct reversing bucket for greater maneuverability and versatility.

DURABLE AND RELIABLE
Exceptional strength for operation in tough conditions. Maintenance and corrosion-free. With your choice of GRP or metal intake.

HONG KONG FIREBOAT 7

35-meter catamaran built by Lungteh Shipyard in Taiwan featuring Quad MJP 550 DRB waterjets. Capable of 36 knots top speed.

BEIYOU 26

Aulong Shipbuilding has delivered its largest and fastest aluminum passenger ferry to be constructed in China. The 70-meter high-speed catamaran has the capacity to transport 1200 passengers at speeds up to 34 knots. Featuring MJP 850 DRB waterjets.



MJP IS THE WORLD LEADER IN WATERJET PROPULSION, BUILT AS
A FORCE TO TRUST.
SO YOUR ONLY LIMITATION IS HOW HARD YOU HIT THE THROTTLE.

MARINE JET POWER

Hansellsgatan 6
754 50 Uppsala
SWEDEN
+46 (0) 10 165 10 00

SOUTH KOREA

Gamcheonhang-ro 165-4, Saha-gu
49454 Busan
KOREA
+82 (51) 746 6428

AMERICAS

6740 Commerce Ct. Drive
Blacklick, OH 43004
USA
+1 614-759-9000